

CSC SERIES CONTRACTOR



Finish Color



The CSC Canopy Series Contractor provides efficient lumen output, greater energy efficiency, and more reliable fixture performance. When you need a trustworthy product while feeling confident in your purchase decision, choose one of the Contractors Pro-Selection product to get your day going. The Square Canopy Contractors is built for great performances and an affordable price.

Applications: parking garages, canopy, stairwells, low-bay retail installations, etc.

Replacement: 100W MH

PERFORMANCE INFORMATION

SERIES NUMBER	POWER	DELIVERED LUMENS	CCT
CSC 40 G1 4K	27W	3,785 Lumens	4000K
CSC 40 G1 5K	27W	3,800 Lumens	5000K
CSC 55 G1 4K	40W	5,374 Lumens	4000K
CSC 55 G1 5K	40W	5,450 Lumens	5000K

Project:	
Catalog No.:	
Fixture Type:	
Notes:	

SPECIFICATIONS

HOUSING

Die-cast aluminum. Parting lines dressed.

AMBIENT TEMPERATURE

Suitable for use in -40°C to +40°C (-40°F to 104°F)

MOUNTING

J-Box, surface conduit, pendent mount

EFFICACY

Up to 139 lumens per watt (see individual wattage data)

CCT AND CRI

4000K and 5000K CCT available; 70CRI

OPTICS

Vacuum metalized specular reflector. Clear acrylic lens. 70 CRI color rendering. Available CCT 4000K, 5000K.

LED

SMD LED

WARRANTY

5 year limited warranty. Complete warranty terms located at:

www.slgus.com

ELECTRICAL

Voltage: 120/277V standard. High quality constant-current Driver with the efficiency of (>90% standard); 50/60Hz; Open/short circuit protection; 10K Surge protector per ANSI/IEEE C62.41.2;

FINISH

Polyester Powder Dark bronze or White finish. Multi-stage process produces 3 mil thickness for superior corrosion resistance and maximum durability.

CERTIFICATIONS

UL Listed for wet locations. Equivalent to IP65 rating. FCC compliant. RoHs compliant.

ORDERING GUIDE

EXAMPLE: CSC 40 G1 4k

Luminaire Type	Lumen Output*	Generation	Voltage	CCT	Finish	Options
CSC LED Square Canopy Contractor Light	40 3,800 Lumens	G1	Standard 120-277V HVV 347-480V	4K 4000K	Standard: Dark Bronze	Standard No Option M1-(LOS-509S-E-A) On/Off Motion Sensor M2-(LOD-509S-E-A) Dimmable Motion Sensor EL UNV1 Emergency Battery
	55 5,450 Lumens			5K 5000K		

Standard driver operates on any line voltage from 120-277V (50/60 Hz).

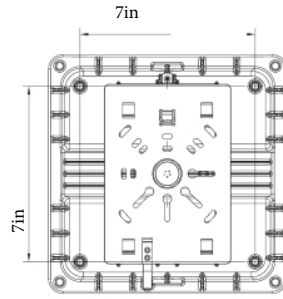
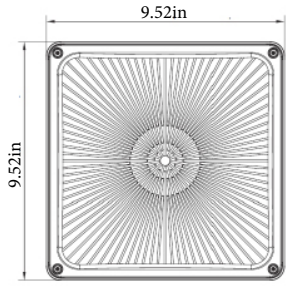
*For any Finish color other than Dark Bronze, please call for custom order.



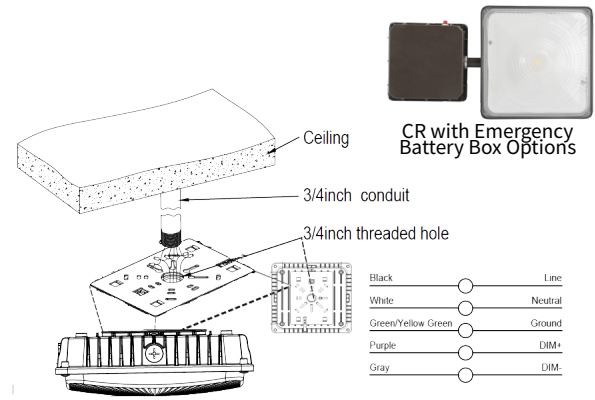
SLG Lighting
10643 W. Airport Blvd. Suite 400, Stafford, Texas 77477
Email: support@slgus.com | Phone: (832) 939-8412 | www.slgus.com

CSC.V18.02

DIMENSIONS

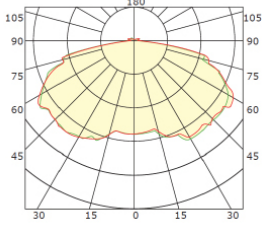


Weight:
27W: 3.615lb
40W: 4.166lb



PHOTOMETRIC

Parking Garage



ELECTRICAL LOAD

		Current (A)					
Series Number	Wattage	120V	208V	240V	277V	377V	480V
CSC 40 G1 5K	27 Watts	0.22	0.13	0.11	0.10	0.06	0.05
CSC 55 G1 5K	40 Watts	0.33	0.19	0.16	0.14	0.11	0.08

MOTION SENSOR SETTING



All TRANS PIR based Occupancy Sensors feature with interchangeable lens options. Each lens provides different sensing coverage which varies with the actual mounting height.

Motion Sensor	Time On Delay	Time Off Delay	HIC Protection	Detectable Speed	Operating Temperature	Operating Humidity
LOD-509	10 Sec-30 min	10 min.	Max. 80A for 16.7msec.	0.15 - 3 m/sec (0.5 - 10ft./sec)	-40°C - 70°C	Max. 95% RH



SLG Lighting
10643 W. Airport Blvd. Suite 400, Stafford, Texas 77477
Email: support@slgus.com | Phone: (832) 939-8412 | www.slgus.com

CSC.V18.02